

3.3" DIAMETER

# Shaded Pole Motors

¡Get efficient ventilation!

## Applications

- Heaters
- Air conditioning
- Ventilating
- Kitchen extractors
- Water pumps
- Humidifiers
- Other applications for air movement.

## Performance

- Single phase induction motor
- Squirrel Cage Rotor
- Temperature Max. 40°C
- Voltage: 115 V - 240 V.
- Service: Continuous.
- Thermally Protected
- Sleeve Bearings / Ball Bearings
- Insulation: Class B

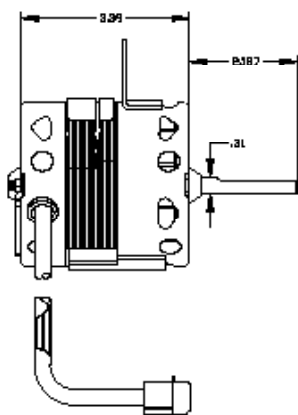


MODEL	HP	Volts	F.L.A.	HZ	RPM	Speeds	Rotation	Bearings	Replacements	Price
8213515085	1/45	115	0,9	60	1550	1	CCWSE	SLV	ROTOM (ALL TEMP) R101, ELECTROHOME 2868507134	
8213515087	1/45	115	0,9	60	1550	1	CWSE	SLV	ROTOM (ALL TEMP) R103, FRANKLIN 76103	
8213415069	1/60	115	0,59	60	1550	1	CCWSE	SLV	ROTOM R137 (ALL TEMP), ELECTROHOME 2868507091	
8213215205	1/70	115	0,9	60	1600	1	CWSE	SLV	ROTOM R203 (ALL TEMP), ELECTROHOME 2868405017	
8213215206	1/80	115	0,8	60	1600	1	CCWSE	SLV	ROTOM R207 (ALL TEMP), ELECTROHOME 2868505047, NUTONE 80100	
8213515080	1/50	115	0,85	60	1550	1	CCWSE	SLV	ROTOM (ALL TEMP) R209, ELECTROHOME 2868507005, NUTONE 80230, 80469	
8213525082	1/50	230	0,4	60	1550	1	CWSE	SLV	ROTOM (ALL TEMP) R210, ELECTROHOME 2868-407-128	
8213925125	1/35	240	0,55	60	1550	1	CWSE	SLV	ROTOM (ALL TEMP) R212, ELECTROHOME 2868511017, 073, 098, MOT03.	
8213925124	1/35	240	0,55	60	1550	1	CWSE	BALL	ROTOM (ALL TEMP) R212, FASCO D1118, ELECTROHOME 2868511017, 073, 098,	
8214115163	1/25	115	1,4	60	1550	1	CWSE	SLV	ROTOM (ALL TEMP) R213, FASCO D184, ELECTROHOME 2868511020	
8213525089	1/40	240	0,5	60	1550	1	CCWSE	SLV	ROTOM (ALL TEMP) R217, MOT04	
8213915126	1/20	115	1,8	60	1550	1	CCWSE	SLV	ROTOM (ALL TEMP) R219, NUTONE 80405, 80747.	
8213225227	1/100	240	0,3	50/60	1400	1	CCWSE	SLV	ROTOM (ALL TEMP) R302.	

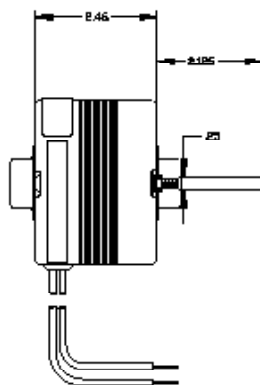


MODEL	HP	Volts	F.L.A.	HZ	RPM	Speeds	Rotation	Bearings	Replacements	Price
8214115164	1/25	115	1,5	60	1550	1	CWSE	BALL	ROTOM (ALL TEMP) R303	
8211215036	1/50	115	1	60	2800	1	CCWSE	SLV	ROTOM (ALL TEMP) R305, NUTONE 80695	
8213215207	1/100	115	0,65	60	1550	1	CCWSE	SLV	ROTOM (ALL TEMP) R311, ELECTROHOME 2868505022	
8213215208	1/50	120	0,9	60	1430	1	CWSE	SLV	ROTOM (ALL TEMP) R319	
8213015014	1/140	115	0,5	60	1400	1	CCWSE	SLV	ROTOM (ALL TEMP) R506, ELECTROHOME 2868-403-001, 004	
8213515096	1/45	115	0,9	60	1550	1	CCWSE	SLV	A.O SMITH AA2M6455K	
8214115166	1/20	120	2	60	1550	1	CWSE	SLV	ROTOM (ALL TEMP) R358, BOHN 5001L.	
8214165167	1/20	208-240	1,1	50/60	1550	1	CWSE	SLV	ROTOM (ALL TEMP) R359, BOHN 5008T, 5034M	
8213215005	1/100	115	0,7	60	1550	1	CCWSE	SLV	EMERSON 9636, 9645. GE 5534, NUTONE 26761, 26750, UNIVERSAL U17.	
8213215006	1/100	115	0,7	60	1550	1	CCWSE	SLV	NUTONE 23388, 23405	
8213215007	1/100	115	0,7	60	1550	1	CWSE	SLV	MAGNETEK 692	
8213215008	1/70	115	0,85	60	1320	1	CWSE	SLV	NUTONE C65073	
8211515003	1/80	115	0,65	60	3000	1	CWSE	SLV	EMERSON 9613, FRANKLIN 14290, NUTONE 16553, FRANKLIN BL174, UNIVERSAL U32.	
8213215086	1/90	115	0,45	60	1550	1	CCWSE	SLV	NUTONE 54123, 54257, 89981, C54123, CENTURY 635, MAGNETEK 635, UNIVERSAL U635.	
8221715003	1/50-1/80	115	1.0- 0.6	60	3000	2	CWSE	SLV	NUTONE C26733	
8211715009	1/33	115	1,1	60	3000	1	CWSE	SLV		
8211915002	1/20	115	1,54	60	3300	1	CWSE	SLV	UNIVERSAL JA1P053N, CARRIER HC24AU525, HC24AU725, HC24AU726, HC27UE120, HC24AU725B, HC34AU725A, HC41SE121, P251-2307.	
8213515003	1/50	115	1,0	60	1550	1	CWSE	SLV	09915, RMR1105	
8214115014	1/20	115	1,5	60	1550	1	CWSE	SLV	RMR RR1107	
8214165015	1/20	208-230	1,1	60	1550	1	CWSE	SLV	RMR RR4107	

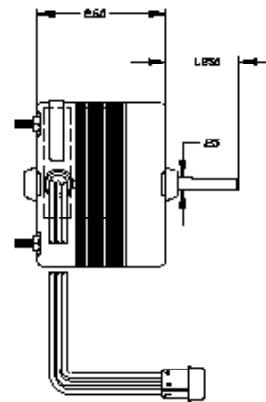
## Representative Dimensions



MOD. 8211715009



MOD. 8211515003



MOD. 8221715003

